MALE END VIEW	FEMALE END VIEW
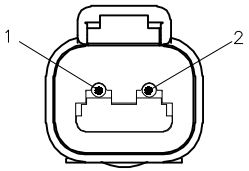 1 = WHITE 2 = BLACK	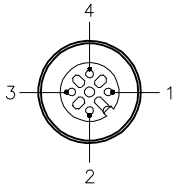 1 = WHITE 2 = BLACK 3 = N/C 4 = N/C

SPECIFICATIONS

DEUTSCH CONNECTOR	DT04-2P (P1)
DEUTSCH WEDGELOCK	W2P (P1)
DEUTSCH TERMINALS	0460-202-16141 (P1)
MOLDED HEAD MATERIAL/COLOR	TPU/GREEN
CONTACT CARRIER MATERIAL	TPU or NYLON (J1)
CONTACT MATERIAL/PLATING	BRASS/GOLD (J1)
COUPLING NUT MATERIAL/PLATING	BRASS/NICKEL (J1)
OPERATING VOLTAGE [V]	250 V
OUTER JACKET MATERIAL/COLOR	TPE/BLACK
CONDUCTOR INSULATION MATERIAL	PVC
NUMBER OF CONDUCTORS [AWG]	2x18 AWG
CABLE APPROVALS	(UL) TC DIRECT BURIAL 90C DRY/WET 600V SUNLIGHT RESISTANT OIL RES II -40C OR WTTC 90C DRY/WET 1000V OR AWM 105C 600V OR CSA CIC/TC PVC/N 90C DRY 75C WET 600V FT1 FT4 SUNLIGHT RESISTANT -40C
TEMPERATURE RANGE	-40°C to +105°C (-40°F to +221°F)
PROTECTION CLASS	IP67

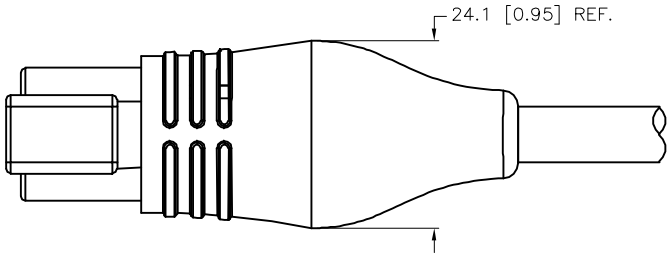

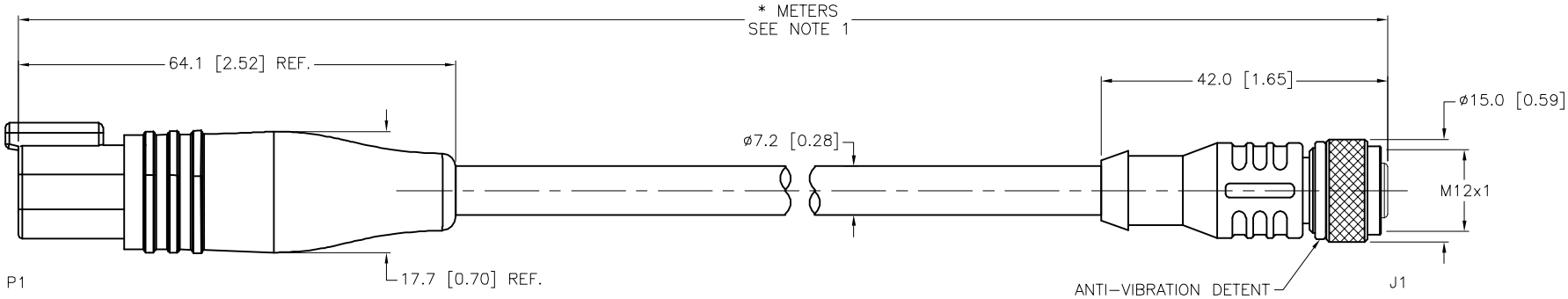

CABLE LENGTH	TOLERANCE*
ALL LENGTHS	+ 4% (OR 50mm) OF LENGTH - 0% (OR 0mm) OF LENGTH WHICHEVER IS GREATER
STRIP LENGTH	**TOLERANCE***
0-7mm	±0.5mm
8-29mm	±1.0mm
30-49mm	±2.0mm
50-69mm	±3.0mm
70-100mm	±4.0mm
OVER 100mm	±5.0mm
***UNLESS OTHERWISE SPECIFIED**	

SOURCE DRAWING - FOR REFERENCE ONLY

NOTES:

1. "*" INDICATES CABLE LENGTH IN METERS. CONTACT TURCK TO ORDER SPECIFIC LENGTHS.

2. "/S3001" DESIGNATES GREEN MOLDED CONNECTOR BODY.

REV	DESCRIPTION	BY	DATE	ECO NO.
C	ADD OPERATING VOLTAGE	NF	04/25/22	77568

RELATED DOCUMENTS
1.
2.
3.
4.

3RD ANGLE PROJECTION

THIS DRAWING IS CONFIDENTIAL AND THE PROPERTY OF TURCK INC. USE OF THIS DOCUMENT WITHOUT WRITTEN PERMISSION IS PROHIBITED.

TURCK

3000 CAMPUS DRIVE
MINNEAPOLIS, MN 55441
1-800-544-7769
(763) 553-7300
(763) 553-0708 fax
www.turck.us

MATERIAL: SEE SPECIFICATIONS

FINISH: SEE SPECIFICATIONS

ALL DIMENSIONS DISPLAYED ON THIS DRAWING ARE FOR REFERENCE ONLY

CONTACT TURCK FOR MORE INFORMATION

DRFT: TV | DATE: 06/29/17
APVD: P.G. | SCALE: 1=1.0

UNIT OF MEASUREMENT
MILLIMETER [INCH]
DO NOT SCALE THIS DRAWING

DESCRIPTION: DT04-2P-2125-*-RKC 4.21T/S3001

IDENTIFICATION NO.

REV: C

FILE: 777040175 | SHEET 1 OF 1

Approved 04/29/2022, work order #250184 by A.A.